


KINDERGARTEN SUMMER PACKET



MARBUT THEME SCHOOL 2024-2025

**DUE DATE:
August 16, 2024**

Dear Kindergarten Parents,



Welcome to Marbut Theme School. Your child is beginning an incredible educational journey and we are committed to engaging your child in a challenging learning experience.

A very important key to Marbut's successful educational program is parental involvement, that being said we have designed a summer packet of fun activities to enhance Kindergarten readiness skills and challenge the student. These activities have been aligned with the Common Core Georgia Performance Standards (CCGPS) for Kindergarten and required your assistance to complete the activities.

The Summer Packet is part of the Marbut Theme School Educational Contract and ALL assignments must be completed by the student and assembled in a pocket folder. Attached you will find a rubric which will explain the grading criteria for this packet.

Math Directions

The math assignments are a choice board. You must choose 6 out of the 9 assignments to complete and the middle square must be one of those choices. Your child may complete all 9 assignments for extra credit. We have included the attachments and it will be notated if it has a sheet that goes with it.

ELA Directions

The ELA assignments are located below. You must complete all assignments listed. We have included the attachments and it will be notated if it has a sheet that goes with it.

All assignments should be completed in **student's handwriting** EXCEPT for the Personal Information sheet. **Parents, complete the "Personal Information Sheet" attached. Practice with your child during the summer ,If you do not know your child's lunch number /transportation you will receive during the first week of school.** Utilize the attached **Dolch Sight Word** list to increase your scholar's vocabulary vault. Have story adventures with the **Suggested Reading List** provided. Identify important parts of the story such as the **characters, settings, conflicts, or main topics**.

PLEASE SEND THE COMPLETED PACKET IN ON FRIDAY, AUGUST 18TH.

Happy Learning!

The Marbut Kindergarten Team

Please practice the following poem by Langston Hughes with your student. Memorizing poetry is a part of our educational journey.



DREAMS

by Langston Hughes

Hold fast to dreams

For if dreams die

Life is a broken-winged bird

That cannot fly.

Hold fast to dreams

For when dreams go

Life is a barren field

Frozen with snow.

<u>Table of Content</u>	<u>Page: 1</u>
<u>Parent Welcome/Completion Instructions</u>	<u>Page: 2</u>
<u>Dreams By: Langston Hughes</u>	<u>Page: 3</u>
<u>Dolch Sight Words</u>	<u>Page: 4</u>
<u>Suggested Reading List</u>	<u>Page:5</u>
<u>Math Choice Board</u>	<u>Page: 6</u>
<u>ELA Activity Board</u>	<u>Page:7</u>
<u>Math Grading Rubric</u>	<u>Page:8</u>
<u>ELA Grading Rubric</u>	<u>Page: 9</u>
<u>School Supply list</u>	<u>Page: 10</u>
<u>The 100 Monster</u>	<u>Page: 11</u>
<u>DIY Scale Example</u>	<u>Page: 12</u>
<u>Personal Information Sheet</u>	<u>Page: 13</u>
<u>Math Word Problems</u>	<u>Page:14</u>
<u>M&M's Graphing Sheet</u>	<u>Page:15</u>



Primer Dolch Sight Words




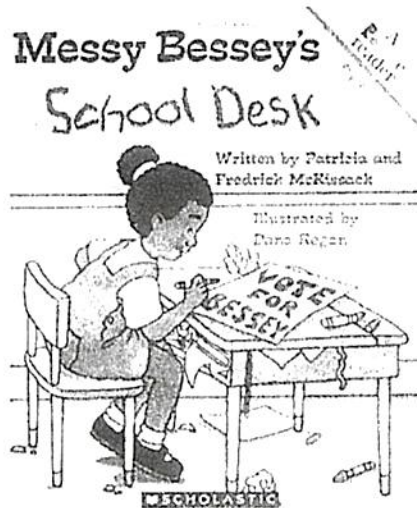



all	into	that
am	like	there
are	must	they
at	new	this
ate	no	too
be	now	under
black	on	want
brown	our	was
but	out	well
came	please	went
did	pretty	what
do	ran	white
eat	ride	who
four	saw	will
get	say	with
good	she	yes
have	so	
he	soon	

Dolch sight Words Pre-Primer List

a	and	away
big	blue	can
come	down	find
for	funny	go
help	here	I
in	is	it
jump	little	look
make	me	my
not	one	play
red	run	said
see	the	three
to	two	up
we	where	yellow
you		










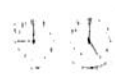


Suggested Reading List



Math

Pick at least 6 activities. The middle box must be completed. Complete all 9 for extra credit.

<p><u>Sorting (Classifying)/ Graphing</u> Use a bag on M&M to sort, count, and graph. Use the template provided or use as an example to create one in your journal. Make sure to write in numeral form the amount for each color. Sheet attached</p>	<p><u>Measurement/ Soil/ rocks/ water</u> Create a scale to weigh objects. Sheet attached</p>	<p><u>Measuring Length</u> Use pennies to measure the length of the following items: pencil/sock/spoon/book. draw/label a picture of each item or use the provided template and write the number of pennies each item measured.</p>
<p><u>Number Order/Before & After</u> Practice identifying numbers, number order, and sequencing by completing the attached before and after worksheet. Ex. $\underline{\quad} \ 8 \ \underline{\quad} = \underline{7} \ 8 \ \underline{9}$ $\underline{\quad} \ \underline{\quad} \ 10 \ \underline{\quad} = \underline{8} \ \underline{9} \ 10 \ \underline{11} \ \underline{12}$ Sheet attached</p>	<p><u>Model Shapes</u> Take a picture next to or holding the following 2D/3D shapes found around your home/community:</p> <ol style="list-style-type: none"> 1. Rectangle.  2. Octagon.  3. Cone.  4. Triangle.  5. Cube.  6. Diamond/Rhombus.  7. Sphere.  8. Cylinder.  	<p><u>Count to 100 by 10's</u> Practice counting to 100 by 10's by creating a 100 Monster. Use the Attached template or draw your monster on your own paper.</p> <p>Give your monster:</p> <ul style="list-style-type: none"> <input type="checkbox"/> 10 purple legs <input type="checkbox"/> 10 blue feet <input type="checkbox"/> 10 green arms <input type="checkbox"/> 10 brown hands <input type="checkbox"/> 10 black eyes <input type="checkbox"/> 10 orange horns <input type="checkbox"/> 10 pink spots <input type="checkbox"/> 10 red stripes <input type="checkbox"/> 10 grey hairs <input type="checkbox"/> 10 yellow tongues <p style="text-align: center;">Sheet attached</p>
<p><u>3 D Shapes/ Physical attributes:</u> Look around the house and find objects that are 2D and 3D shapes: triangle, rectangle, square, circle, cube, cylinder, sphere, and cone. Draw, color, and label each shape.</p> <div style="display: flex; justify-content: space-around; align-items: center;"> <div style="text-align: center;">  <p>cylinder</p> </div> <div style="text-align: center;">  <p>clock</p> </div> </div>	<p><u>Number Recognition/Quantity</u> Create a number book for the numbers 0-10. Be creative. You may use stickers, cut outs, pictures, etc. Book must include one number per page and should have the numeral, the number word, and the amount of objects.</p>	<p><u>Addition/ Subtraction - signs/ Seasons</u></p> <p style="text-align: center;">Solve and illustrate addition & subtraction story problems. Read instructions on the sheet provided. Sheet attached # 10</p>

ELA

Complete all activities

Name Writing

Write your first and last name neatly (10 times) on **primary handwriting paper**.

Beginning Letter Sounds

Draw or, cut out 1 picture that matches the beginning letter sound of the following letters:

W, R, B, H, U, F, V, C, I, Y

*Label each picture in the student's handwriting.

Rhyme Time

Cut/Paste or draw 4 pictures that rhyme with each of the following provided words. Write out the main word & place the rhyming buddies & pictures underneath it. **Make sure to write the word under/next to your picture.**



Writing Sentences

Write the following words on individual **index cards/strips of paper**. Arrange the cards into 2 sentences. Copy each sentence onto **primary handwriting paper**.

blue is sky The

hop She can



Story Maps

Choose 4 reading books & complete 1 of the "story maps" attached per book. Choose one story map for each category: 1 Prediction, 1 Setting, 1 Character, and 1 Problem/Solution. That is a total of 4 books and 4 story maps. If you choose to do more books, it will be counted as extra credit!

Letter Writing

Write out all 26 Capital/Lowercase letter pairs on **primary handwriting paper**.

Math Grading Rubric

****FOR TEACHER USE ONLY. PLEASE DO NOT WRITE ON!****

Grading : 101 and above- OUTSTANDING , 90-100- SATISFACTORY , 70-80- PROGRESSING, BELOW 70- NEEDS IMPROVEMENT

<p style="text-align: center;"><u>Sorting (Classifying)/Graphing</u></p> <p>____ Activity Completed. Awesome Job! (15pts)</p> <p>____ Activity Completed w/ 1-2 mistakes. (10pts)</p> <p>____ Activity NOT completed. (0pts)</p> <p>Teacher Comments:</p>	<p style="text-align: center;"><u>Measurement/ Soil/ rocks/ water</u></p> <p>____ Activity Completed. Awesome Job! (15pts)</p> <p>____ Activity Completed w/ 1-2 mistakes. (10pts)</p> <p>____ Activity NOT completed. (0pts)</p> <p>Teacher Comments:</p>	<p style="text-align: center;"><u>Measuring Length</u></p> <p>____ Activity Completed. Awesome Job! (15pts)</p> <p>____ Activity Completed w/ 1-2 mistakes. (10pts)</p> <p>____ Activity NOT completed. (0pts)</p> <p>Teacher Comments:</p>
<p style="text-align: center;"><u>Lumber Order/Before & After</u></p> <p>____ Activity Completed. Awesome Job! (15pts)</p> <p>____ Activity Completed w/ 1-2 omissions (10pts)</p> <p>____ Activity NOT completed. (0pts)</p> <p>Teacher Comments:</p>	<p style="text-align: center;"><u>Model Shapes</u></p> <p>____ Activity Completed. Awesome Job! (15pts)</p> <p>____ Activity Completed w/ 1-2 mistakes. (10pts)</p> <p>____ Activity NOT completed. (0pts)</p> <p>Teacher Comments:</p>	<p style="text-align: center;"><u>Count to 100 by 10's</u></p> <p>____ Activity Completed. Awesome Job! (15pts)</p> <p>____ Activity Completed w/ 1-2 mistakes. (10pts)</p> <p>____ Activity NOT completed. (0pts)</p> <p>Teacher Comments:</p>
<p style="text-align: center;"><u>D Shapes/ Physical attributes:</u></p> <p>____ Activity Completed. Awesome Job! (15pts)</p> <p>____ Activity Completed w/ 1-2 mistakes. (10pts)</p> <p>____ Activity NOT completed. (0pts)</p> <p>Teacher Comments:</p>	<p style="text-align: center;"><u>Number Recognition/Quantity</u></p> <p>____ Activity Completed. Awesome Job! (15pts)</p> <p>____ Activity Completed w/ 1-2 mistakes. (10pts)</p> <p>____ Activity NOT completed. (0pts).</p> <p>Teacher Comments:</p>	<p style="text-align: center;"><u>Addition/ Subtraction - signs/ Seasons</u></p> <p>____ Activity Completed. Awesome Job! (15pts)</p> <p>____ Activity Completed w/ 1-2 mistakes. (10pts)</p> <p>____ Activity NOT completed. (0pts)</p> <p>Teacher Comments:</p>

ELA Grading Rubric

****FOR TEACHER USE ONLY. PLEASE DO NOT WRITE ON!****

Grading : 101 and above- OUTSTANDING , 90-100- SATISFACTORY , 70-80- PROGRESSING, BELOW 70- NEEDS IMPROVEMENT

Letter Handwriting Sheet _____/10

Beginning Letter Sounds _____/15

Name writing (first/last) _____/10

Story Maps _____/20

Rhyming Words _____/20

Writing Sentences _____/15

Personal Information _____/10

****Extra credit:** Proof of library card _____/5

Total Points: _____/100

READING
is the
key to
SUCCESS



1ST SEMESTER KINDERGARTEN SUPPLY LIST

- 2 boxes CRAYOLA 8 jumbo COUNT
- 2-pack of pre-sharpened #2 pencils
- 1-pentel hi polymer eraser (it's white and a great quality)
- 20-GLUE STICKS per semester (these go fast)
- 1-pair of FISKARS scissors (age & hand appropriate)
- 3- boxes of facial tissues
- 1-baby wipes
- 3-Lysol/Clorox Disinfectant Wipes
- 2-Can of Disinfectant Spray
- 1-bottles of anti-bacterial hand soap with dispenser, not refill
- 2-bottles of hand sanitizer-**8 OZ. SIZE** (Please not trial size)
- 1-box of zip bags (quart size)
- 1-box zip bags (gallon size)
- 2-packs of copy paper
- 2- **PLASTIC** 3 prong pocket folder
- 2- 8 pack Chiseled (thick) Dry Erase Markers
- 2- 8 pack Thin tip Dry erase markers
- 2-Mead Primary Journal (it has a space for a picture at the top and lines to guide writing; NOT REGULAR LINED PAPER)

Change of clothes in a labeled ziplock bag to keep in bookbag (VERY IMPORTANT!)

*******NO ROLLING BOOKBAGS*******

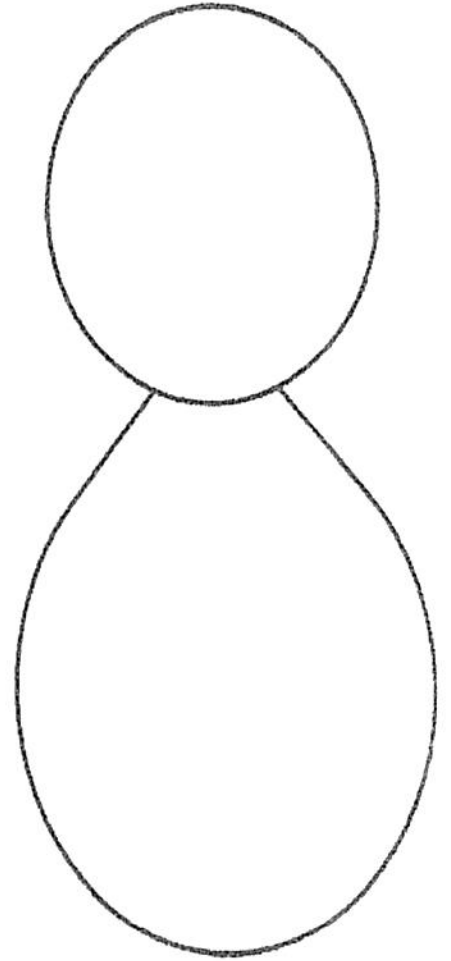
**PLEASE SEND IN THE SUPPLIES DURING OPEN HOUSE.
DO NOT SEND THE 1ST DAY OF SCHOOL. THIS DAY WILL
BE AN INSTRUCTIONAL DAY AND NOT USED FOR
COLLECTING SUPPLIES**

The 100 Monster

Give your monster 100 body parts!

Give your monster:

- 10 purple legs
- 10 blue feet
- 10 green arms
- 10 brown hands
- 10 black eyes
- 10 orange horns
- 10 pink spots
- 10 red stripes
- 10 grey hairs
- 10 yellow tongues



Name _____

ATTACHMENT # 8



MEASURING WEIGHT

PLEASE USE THE ABOVE PICTURE TO CONSTRUCT A BALANCE SCALE AT HOME TO COMPLETE THIS WEEK'S ACTIVITIES

YOU WILL NEED THE FOLLOWING 1 HANGER, 2 CUPS, YARN, AND DOOR KNOB

WEIGHT DATA SHEET

Name Objects

Put two items to compare the weight of the cups together. Hang them on the cups to measure.

Observe the items and the amount you use of each.

Ex. 2 items

Ex. 2 cups of water

Estimate Objects

Before you use the balance scale to measure your objects, estimate the weight of your objects. Use the words heavier/ lighter

Measurement

Use the words heavier/ lighter to describe the item you measured today.

Name	Object	Measurement

PLEASE KEEP IN FOLDER

PERSONAL INFORMATION SHEET

***PARENTS PLEASE REVIEW THE BELOW INFORMATION **DAILY**. THIS WILL BE INCLUDED IN THE ONGOING ASSESSMENTS GIVEN TO YOUR CHILD THROUGHOUT THE SCHOOL YEAR. BE SURE TO FILL OUT LEGIBLY SO THAT WITH CONSISTENT REVIEW YOUR CHILD WILL BE ABLE TO READ ON THEIR OWN.*

CHILD'S NAME _____

PARENT'S NAME: _____

STREET ADDRESS: _____

CITY: _____ STATE: **Georgia**

COUNTY: **Dekalb**

COUNTRY: **United States of America (U.S.A)**

CONTINENT: **North America**

PHONE NUMBER(S): _____

BIRTHDATE: _____

LUNCH NUMBER: _____

TRANSPORTATION IN THE AFTERNOON: _____

(EX. BUS #, CAR RIDER, AFTERSCHOOL PROGRAM, OR NAME OF NURSERY VAN)

There were 6 boys in the classroom and 6 girls walked in. How many students are in the classroom now?

Max read 3 books and Emma read 4. How many books did they read in all?

There were 7 pennies in the piggy bank. 3 more were put in. How many pennies are in the piggy bank now?

2 cats were in the yard. 3 more cats trotted in. How many cats are there in all?

Sam had 4 pencils and Mal had 2. How many pencils did they have altogether?

M&M's

red

orange

brown

green

yellow

blue